

cable tray with integrated coupling - height 35 mm

item number	width of cable tray	thickness of metal sheet
KZI 35X50X0.75	50	0,75
KZI 35X75X0.75	75	0,75
KZI 35X100X0.75	100	0,75
KZI 35X150X0.75	150	0,75
KZI 35X200X0.75	200	0,75
KZI 35X300X0.75	300	0,75
KZI 35X400X1.00	400	1,00
KZI 35X500X1.00	500	1,00
KZI 35X600X1.00	600	1,00



height of cable tray: 35 mm

length of cable tray: 3000 mm

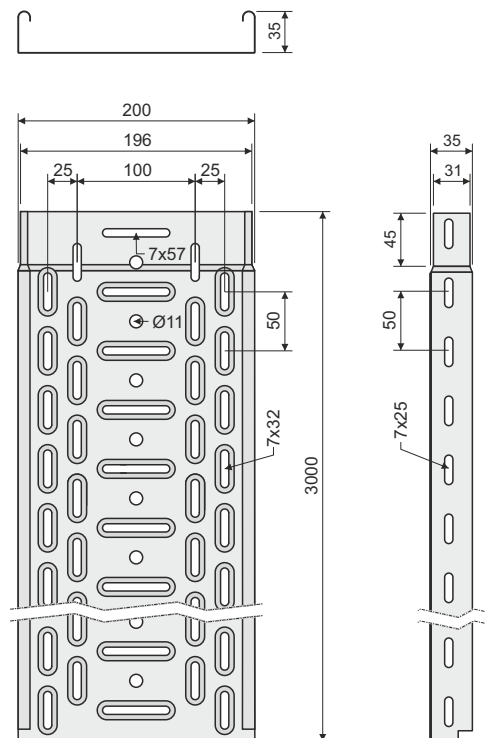
product description: Cable tray is designed to create a cable route.
 For securing the connection of the trays with the integrated coupling there are used the clamps made from spring steel KSV or the bolts NSM 6X10.
 Cable trays may be supplied to order with various design or with a polyester varnish (varnish layer 60, 100 µm) – contact your sales representative for more information.

configuration: S - Pre-Galvanized, zinc-layer 15 - 27 µm
 F - Hot Dip Galvanized, zinc-layer 50 - 100 µm
 EO - epoxy coating for indoor environment, along the perimeter, 60 µm
 EC - epoxy coating for indoor environment, - total paint, 60 µm

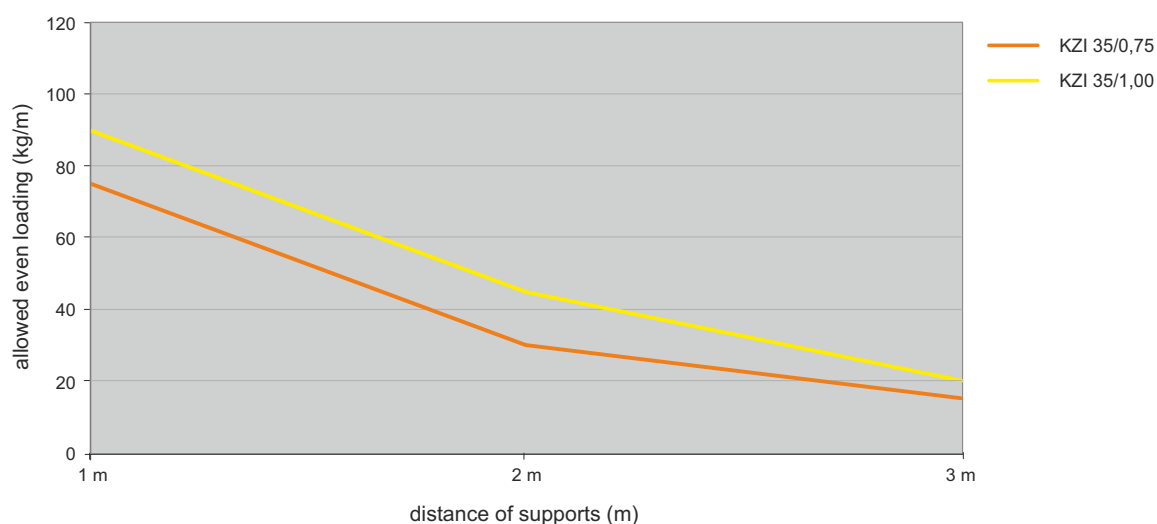
sales amount: á 3 m

classification: EN 61537:02

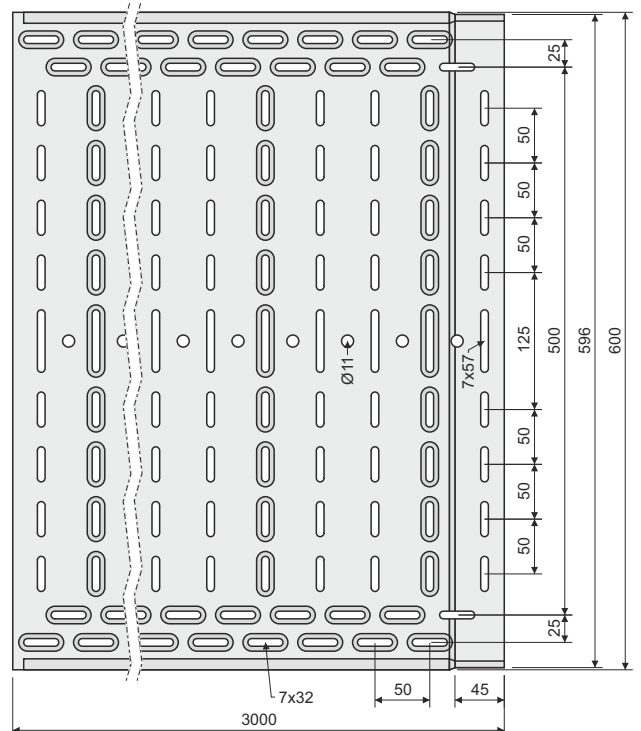
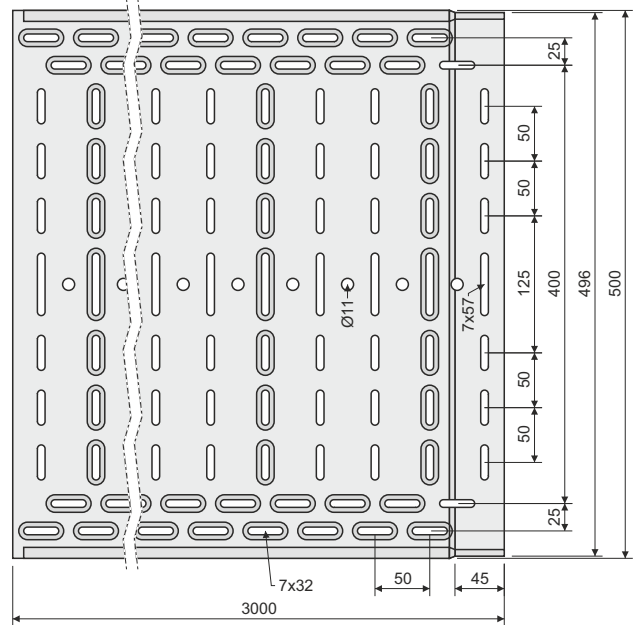
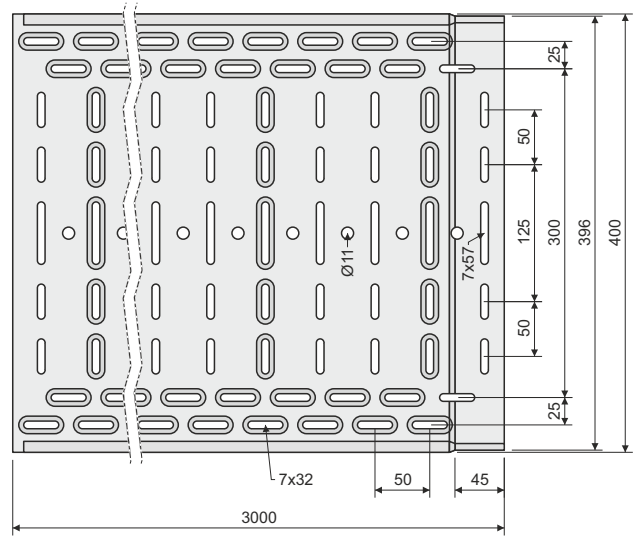
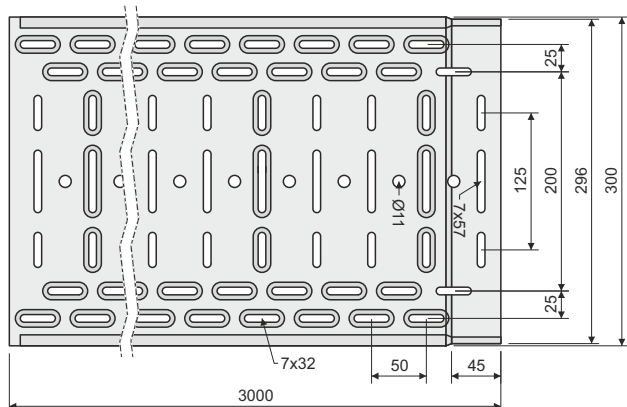
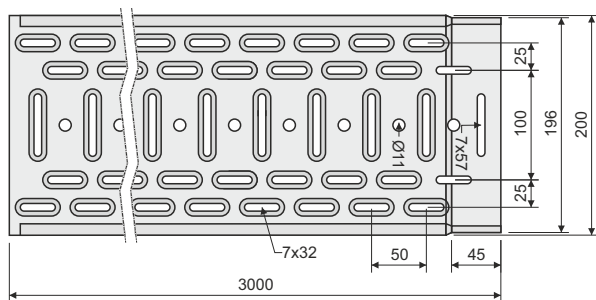
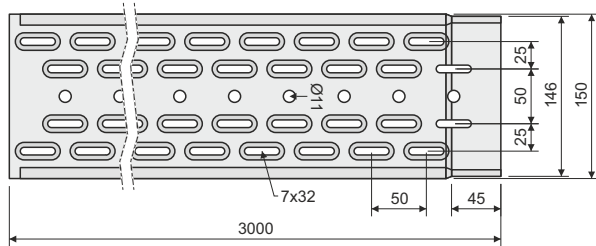
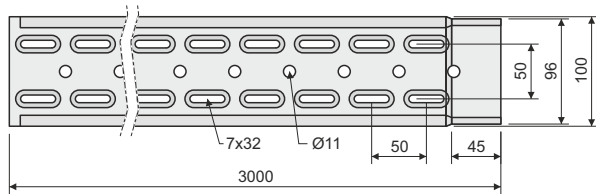
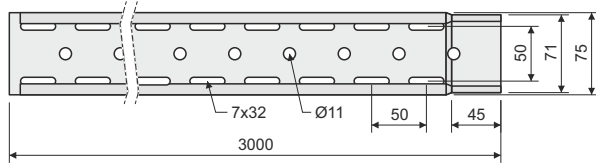
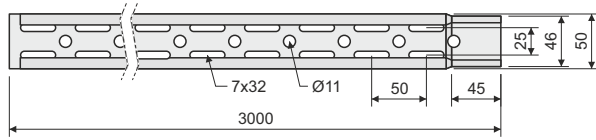
storage: EN 60721-3-1



The graph shows the maximum allowed even loading of the tray in relation to the distances of the supports.



cable tray with integrated coupling - height 35 mm



inner usable cross-section of the channel

	KZI	35X50	35X75	35X100	35X150	35X200	35X300	35X400	35X500	35X600
cross-section (cm ²)		17,5	26,3	35	52,5	70	105	140	175	210
CYKY 3X1,5	Ø8,6	12	18	24	19	47	71	95	118	142
CYKY 5X1,5	Ø10,1	9	13	17	26	34	51	69	86	103
CYKY 3X2,5	Ø9,5	10	15	19	29	39	58	78	97	116
CYKY 5X2,5	Ø11,2	7	10	14	21	28	42	56	70	84
CYKY 3X4	Ø11,2	7	10	14	21	28	42	56	70	84
CYKY 5X4	Ø13,8	5	7	9	14	18	28	37	46	55
CYKY 5X6	Ø15,1	4	6	8	12	15	23	31	38	46
CYKY 5X10	Ø18	3	4	5	8	11	16	22	27	32
CYKY 5X16	Ø20,4	2	3	4	6	8	13	17	21	25
CYKY 5X25	Ø26,1	1	2	3	4	5	8	10	13	15
CYKY 4X35	Ø24,8	1	2	3	4	6	9	11	14	17
CYKY 4X50	Ø31,3	1	1	2	3	4	5	7	9	11
CYKY 3X70+50	Ø33,6	1	1	2	2	3	5	6	8	9
CYKY 3X95+70	Ø39,3	1	1	1	2	2	3	5	6	7
CYKY 3X120+95	Ø43	0	1	1	1	2	3	4	5	6
CYKY 3X240+120	Ø56,4	0	0	1	1	1	2	2	3	3

The values state the number of cables with the tray at 50% full. Orientation diameters of the cables CYKY.

The values are mathematically calculated. The limit values (small tray x big cable or contrariwise) it is necessary to consider combination of the tray and diameter of the cable and used them with reference to technical conditions.